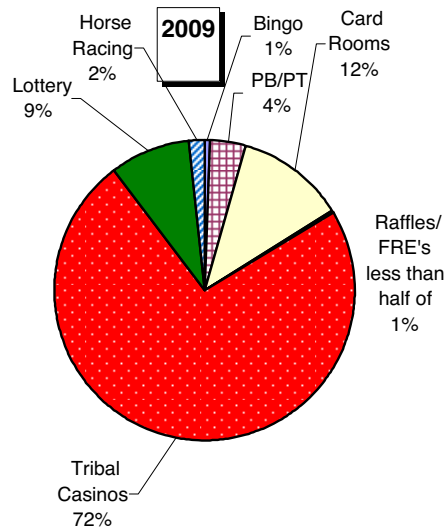


Fiscal Year NET RECEIPTS COMPARISON

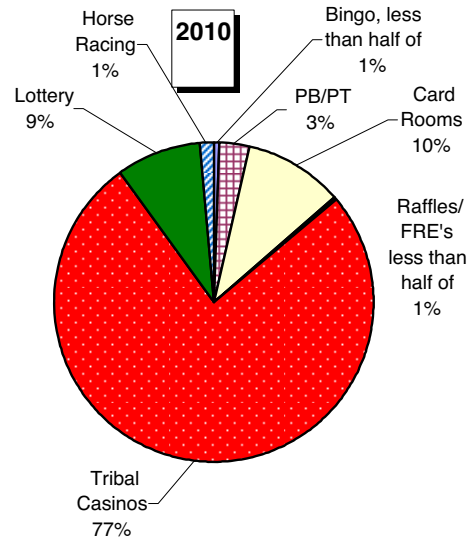
(Net receipts = amount wagered minus amount paid out as prizes)

Fiscal Years = July 1 - June 30



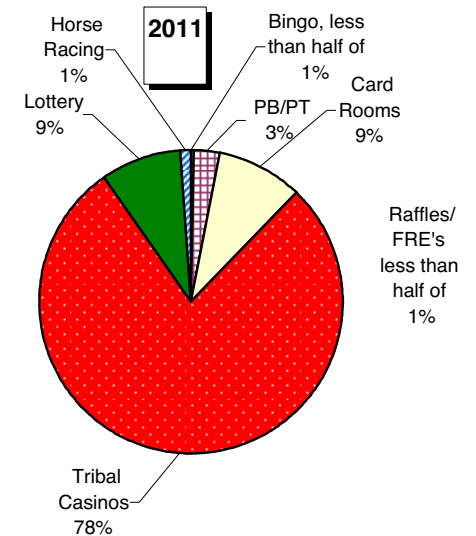
Bingo	11.2
PB/PT	81.2
Card Rooms	252.3
Raffles/FRE's***	4.0
Tribal Casinos*	1,571.9
Lottery	186.4
Horse Racing**	34.8

Total \$2.142 B



Bingo	10.7
PB/PT	72.8
Card Rooms	228.6
Raffles/FRE's***	4.2
Tribal Casinos*	1,745.9
Lottery	199.2
Horse Racing**	30.6

Total \$2.292 B



Bingo	9.3
PB/PT	69.6
Card Rooms	225.7
Raffles/FRE's***	5.1
Tribal Casinos*	1,953.7
Lottery	215.3
Horse Racing**	30.0

Total \$2.509 B

(Dollar amounts = millions M, except where noted for *totals* in billions B)

* Estimated

** Advance Deposit Wagering began June 2004, as authorized by the Horse Racing Commission. [FY11 includes \$6.5 million retained by outside ADW firms.]

*** FRE = Fund Raising Events