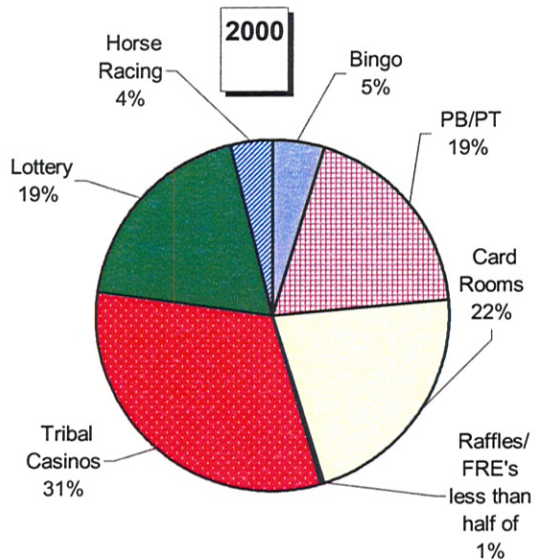


# Fiscal Year NET RECEIPTS COMPARISON

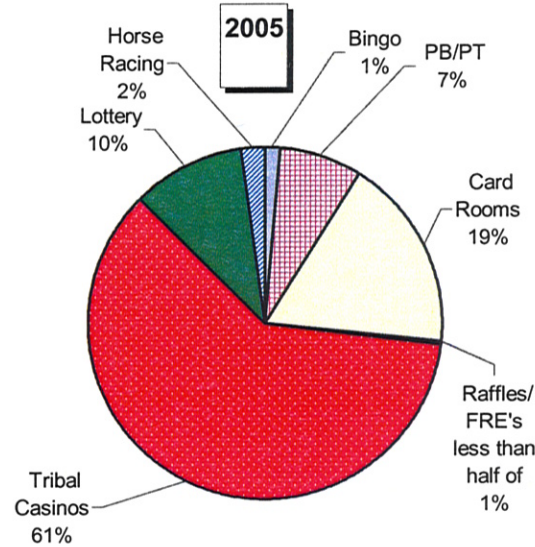
(Net receipts = amount wagered minus amount paid out as prizes)

Fiscal Years = July 1 - June 30



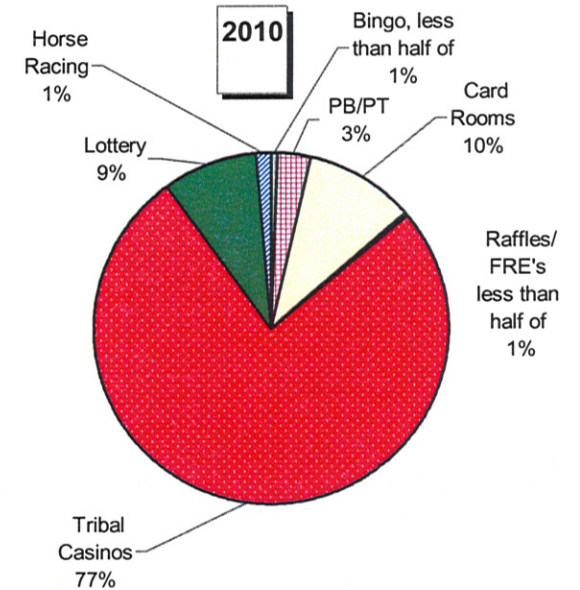
Bingo	41.2
PB/PT	162.5
Card Rooms	186.9
Raffles/FRE's***	3.9
Tribal Casinos*	272.6
Lottery	163.2
Horse Racing	33.1

**Total** **\$863.4 M**



Bingo	25.1
PB/PT	126.2
Card Rooms	302.6
Raffles/FRE's***	4.6
Tribal Casinos*	1,023.9
Lottery	177.2
Horse Racing**	35.5

**Total** **\$1.695 B**



Bingo	10.7
PB/PT	72.8
Card Rooms	228.6
Raffles/FRE's***	4.2
Tribal Casinos*	1,745.9
Lottery	199.2
Horse Racing**	30.6

**Total** **\$2.292 B**

(Dollar amounts = millions M, except where noted for *totals* in billions B)

\* Estimated

\*\* **A**dvan**D**e Deposit **W**agering began June 2004, as authorized by the Horse Racing Commission. [FY10 includes \$6.4 million retained by outside ADW firms.]

\*\*\* FRE = Fund Raising Events